
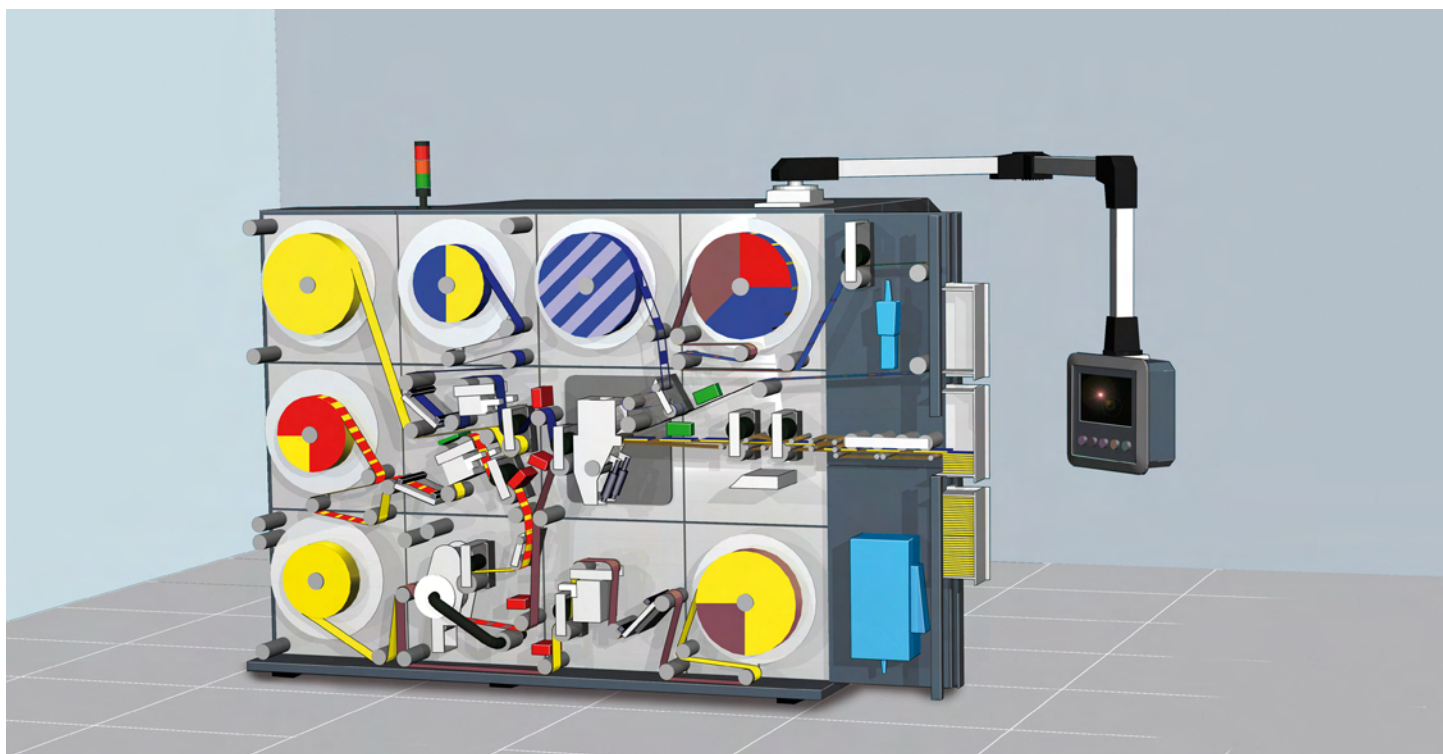



Performance Testing



Performance Testing for BW Bielomatik RFID Converting Machines

BW Bielomatik and Voyantic Cooperation

BW Bielomatik is cooperating with Voyantic in order to enable the RFID industry to benefit from best-in-class inline performance testing. Voyantic Tagsurance systems for HF and UHF can now be integrated in BW Bielomatik machines.



Performance Testing for BW Bielomatik RFID Converting Machines

Voyantic Tagsurance™ is the equipment you need to test the performance of your RFID tags. This is done by verifying the tag responds to commands on its whole operational frequency range, which means testing the tag on multiple frequencies, also outside the RFID reader frequency. Accurate power output combined with the Voyantic Snoop Pro coupling element, optimized for testing tags in production line at high speed, allows defining precise acceptance criteria and achieving stable quality.

Technical details

	Tagsurance UHF	Tagsurance HF
Supported Protocols	ISO 18000-6C	ISO 15693 ISO 14443-A (ISO 14443-B)
Frequency Range	standard 860-960MHz extended 800-1100MHz	standard 12-16MHz extended 10-30MHz
Test Modes	<p>Point test - communication test on accurately set power level and on freely chosen frequency</p> <p>Sensitivity Test: - defining the lowest power level for the tag to respond on a freely chosen frequency</p> <p>Threshold sweep mode: - defining the lowest power levels for the tag to respond on various frequencies throughout defined frequency range</p> <p>Read/write test mode: - communication test using either read or blockwrite command on accurately set power level and on freely chosen frequency. The read of written data is recorded into a log file with all test and measurement results from other test modes</p>	<p>Point test - communication test on accurately set power level and on freely chosen frequency</p> <p>UID Read test mode: - communication test using read command on accurately set power level and on freely chosen frequency. The read UID data is recorded into a log file with all test and measurement results.</p>

